



International Programme Guide 2023



Nau mai, haere mai, ki Te Kura Matatini o Taranaki.

Kia ora, Talofa lava, Malo e Lelei, Fakalofa lahi atu, Bula, Namaste, Ni hao, Ciao, Hola, Guten Tag, Konnichiwa, Salve, Shalom, Bonjour, Aloha, Salaam, Halito, Zdravo and Hello!

Welcome to WITT Te Pūkenga, the leading provider of tertiary education in Taranaki, where student success is our priority. In choosing WITT Te Pūkenga, you get the benefit of living and learning in Taranaki while being part of a national network of tertiary providers throughout New Zealand.

Our friendly industry-experienced tutors are focused on providing you with hands-on, practical education that often involves work placements, industry projects and internships. We pride ourselves on our comprehensive and inclusive support services, and our learners benefit from a low student-to-tutor ratio.

Taranaki is a vibrant, thriving and innovative region with an enviable lifestyle. It is home to strong energy, dairy and engineering sectors, and a growing tourism and events sector. In keeping with our strong relationship with the region's business community, we pride ourselves on ensuring our courses are aligned to meet current workforce demand.

This guide will give you an outline of the many programmes on offer, and ideas of what you can achieve when you learn with us.

Contents

4 - 5	Our locations
6	Great reasons to study with us
7	How we'll support you
8 - 9	Campus life and student services
10 - 11	Accommodation
12 - 13	Programme matrix
14	English language requirements
15	Handy websites and how to apply





Why WITT?



400 HOUR INTERNSHIPS

Many of our courses include up to 400 hours of workplace based placements



OVER 92% SUCCESSFUL PROGRAMME COMPLETION RATE



ENTRY CRITERIA OPTIONS BACK LOGS PERMITTED

WITT permits the use of back logs to achieve your entry requirements



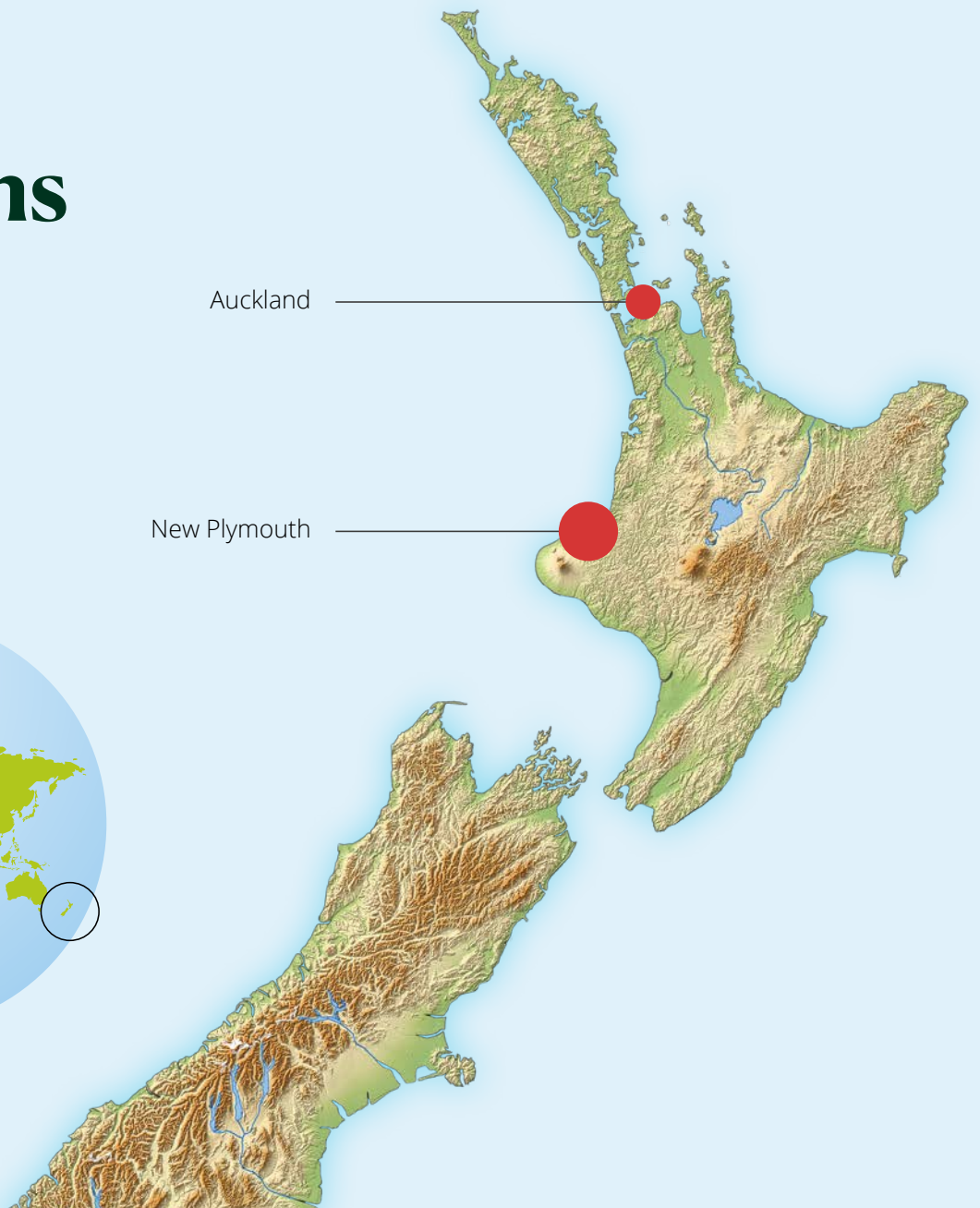
TARANAKI HAS THE 2ND HIGHEST GDP PER CAPITA IN NEW ZEALAND

\$70,863

as at March 2019

Please refer to the individual programme details on the website for the most accurate information or contact info@witt.ac.nz

Our locations



Nau mai haere mai ki Te Pūkenga Welcome to Te Pūkenga

From 1 January 2023, all WITT learners will be part of Te Pūkenga.

Te Pūkenga is building a national network of integrated learning in Aotearoa New Zealand that better meets the needs of learners, their whanau, employers and the community.

By bringing together on-the-job, on campus and online learning, Te Pūkenga is creating a network that gives learners more choices and flexibility in what, where and how they learn.

tepukenza.ac.nz



Te Pūkenga

New Plymouth

Our main campus is located on Bell Street in Welbourn, New Plymouth. This is where most of our classes are held and where most of our student support services are based.

Facilities include a student run café, modern commercial kitchen, library, student run hairdressing and beauty salon, student support services, health and wellness centre, updated computer suites, and learning resource centre all designed to help you enjoy your time at WITT and achieve your study goals.



Auckland

Our Auckland language centre is centrally located and provides English language courses.

Level 1, 17 Albert Street,
Auckland City Central

Great reasons to study with us



Government owned

We are owned by the New Zealand Government.

Teachers who make a difference

Launching or extending your career begins with a positive, engaging study experience. Whatever path you are taking, that's just what you will get by working with our dedicated and talented teachers, and enjoying our welcoming campuses.

Second safest place in the world

New Zealand is one of the safest and friendliest places. In 2019 we were named the world's second most peaceful country by the Global Peace Index, and the world's least corrupt country by Transparency International's Corruption Perception Index.

The Global Peace Index (GPI) 2019

New Zealand is one of the top five most peaceful countries in the world along with Iceland, Portugal, Austria and Denmark.

Over 300 international students

Our international student community is growing, and our students have achieved a programme completion rate of over 92%.

Small class sizes

Small classes provide support as needed to complete your programme of choice.

Cost of living

The cost of living and accommodation in Taranaki is considerably cheaper than in bigger cities such as Auckland, Wellington or Christchurch.

Internships

Many of our programmes include internships where you gain valuable experience and make important connections.

Study for real jobs in real industries

All programmes have a practical focus. Everything you learn will give you the skills to work in your chosen field. We work closely with industry partners to ensure that what we are teaching is what they are looking for when you graduate. Throughout your study, you will gain insights into real industries by hearing directly from our industry partners.

NZQA Category Two provider

For more details see nzqa.govt.nz/nqfdocs/provider-reports/6017.pdf

Up-to-date range of study

Our range of graduate diplomas, degrees and certificates are delivered using up-to-date techniques and knowledge, and in line with industry standards. We work with the New Zealand Qualifications Authority (NZQA) and industry leaders to keep our curriculum fresh and relevant.

Student-centred education

New Zealand is ranked the best in the world at preparing students for the future by The Economist Intelligence Unit. New Zealand education helps students develop employability skills such as critical thinking, flexibility, innovation, communication, and teamwork.

Regional Scholarship - Study in New Plymouth to qualify.

Regional scholarship is for programmes of one year or more (first year), offered in New Plymouth.

**\$3,000 Regional Scholarship
for Trimester 1 2023 Intakes**

How we'll support you

Your well-being and sense of belonging is key to you feeling ready to learn and to connect with others. No matter where you are studying, all our support services are available in person, by zoom, email or phone.

Study support

Te Whare Mātauranga

We all need support from time to time, whether it's a little or a lot. If you are a first-time student or you're looking to take your grades to the next level, the dedicated team at Te Whare Mātauranga (the learning Resource Centre) is here to help.

You'll have access to:

- Our well-resourced library
- E-resources available 24/7
- Friendly, IT-capable staff who can help you connect and reach for what you need
- Study support

Experts on study techniques and research skills, the team can give you tips to prepare for exams and assignments. And if you need a bit of extra help with reading, writing, numbers or maths, we have dedicated staff on hand to help you with that too.

Accessibility support

We have a range of dedicated support services available to students with disabilities or support needs. We can work with you and your tutors to provide help with enrolment, equipment and furniture, reader/writers, car parking, exam accommodations, information and advocacy.

Health services and counselling

Te Puna Manaaki

Te Puna Manaaki (Wellbeing Hub) provides confidential health and medical care, counselling and chaplaincy free to students. If you need support, are experiencing any barriers to your learning, feeling unwell on campus, or just need a listening ear then come and see one of the friendly staff at Te Puna Manaaki.

Puāwaitanga counselling

A free phone and online support service to help strengthen your hauora (wellbeing).

Career and employment support

We can help you find the programme that is right for you, find jobs while you're studying and help you to be ready when your studies are done. WITT's Careers Advisor can help find the right study option or pathway for you, or chat through options if you're considering a new career.

Book with Careers Advisor online, email careeradvice@witt.ac.nz or call 0800 WITT NZ.



Campus life and student services

Make new friends, research at our library, grab a bite to eat or relax in the common areas. Find it all here.

Career & job support

We can help you find the course that is right for you, help you build your employability. We can also assist you in finding part-time work while you study, or a full-time job once you finish.

Computer lab

Updated computer labs are available for students to use at any time. With over 200 computers across campus there is always a place to get your assignments done!

Gym

The newly revamped gym is a large modern space with new equipment, group fitness classes, new changing facilities and secure bag storage. FREE membership is available for all students.

Hair & beauty salon

One of the benefits of being a WITT student is that you can take advantage of cheap hair and beauty treatments. Our on-campus training salon, Industrie, offers cut-price services by students with guidance by their expert tutors.

Health services & counseling

Te Puna Manaaki (Health & Wellness Centre) provides health and medical care, counseling and chaplaincy free to WITT students (prescription fees still apply). If you need support, are experiencing any barriers to your learning, feeling unwell on campus, or just need a listening ear then come and see one of the friendly staff at Te Puna Manaaki.

Multiculturalism

Many of our students (and staff) come from different parts of the world, giving our campus a rich diversity that we are proud of. We enjoy celebrating cultural events such as Chinese New Year, Diwali, Dashain Festival and more.

Study support

Want some help with study?

Our dedicated team at Te Whare Mātauranga (Learning Resource Centre) can help you with study, research skills and give you tips on how to prepare for exams and assignments. We have dedicated literacy and numeracy staff on hand as well. Just come and ask the friendly staff in the Learning Resource Centre (based in the Library).





With more than 5,000 students choosing to study at WITT, we offer a range of services and facilities to help each and every student achieve success and be their best.

Cafes & restaurants

Te Kāuta Café

Our newly revamped student space and café, Te Kāuta, is one of the best places on campus. With a variety of seating areas, games, table tennis, xbox and the popular café itself, this is the place to eat, connect and recharge.

Impressions Restaurant

Come to WITT's training restaurant, Impressions, for high-quality food and drinks at great prices. Our chef students prepare three-course meals, lunches and degustation dinners which are not to be missed!

Garage Café

A cafe run by students for everyone to enjoy! Garage Cafe is the place to get great value coffee and snacks, prepared by hospitality students and baristas-in-training.

Free stuff

Buses

WITT students travel free on all city buses in New Plymouth.

Health services?

WITT's Health Clinic provides a wide range of free health services to all students.

Wifi

We offer FREE Wifi to all students on campus.

Free parking

Parking is free at New Plymouth campus, but students need to display a parking sticker to access the Student carpark. Stickers are issued when you receive your ID card. If you have received your student ID card and do not have a parking sticker, you can collect one from Te Whare Maturanga - The Library. Check the campus map for parking options on campus.

Tip: Parking is always busy so we recommend arriving early!

If you're at Hawera campus there are free-on street parking options, with 2-hour parks right outside on Union Street and all-day parking on neighbouring streets.

Accessible carparks are available on campus for holders of Operation Mobility cards. For more details please contact the Accessibility Coordinator.



Accommodation



Full board

NZD\$345 per week

(INCLUDES 3 MEALS A DAY) OWN BEDROOM
(APPLICATION FEE IS NZD\$150)

Homestay

NEW PLYMOUTH ONLY

Homestay offers a welcoming, caring family living environment, which can ease the adjustment of living in a new country with different food, language and customs.

- Experience living with a New Zealand family. Homestay accommodation is particularly suitable for students who are studying English Language.
- Three meals each day, and includes a private bedroom, study facilities, bed linen and towels (e.g. sheets and blankets) and laundry facilities. Homestay costs do not include personal items such as toothpaste, shampoo and toiletries. The costs of telephone calls to overseas countries are the responsibility of the student and arrangements must be made with the host families for all toll calls.
- Homestay is assessed and monitored by WITT and is 'WITT approved' accommodation.



NZD\$120 - \$180 per week

Shared independent accommodation

NZD\$190 per week

(NO FOOD) OWN BEDROOM

Private rental (flatting)

Live independently by renting an apartment or share a house with others.

- Have your own room or share with other students. Flats are usually unfurnished. Bathroom and kitchen facilities are shared.
- Rent is paid per room with all other expenses (food, power, telephone and internet) along with cooking and cleaning shared.
- If you choose this type of accommodation, you will need to find your own rental property. Download this useful guide "Renting and You - a guide to the law about renting" www.tenancy.govt.nz/starting-a-tenancy/new-to-tenancy/information-for-new-tenants/. This booklet is available in eight languages - English, Māori, Samoan, Tongan, Korean, Chinese, Arabic and Cook Islands.

Please note that flats are not WITT assessed accommodation and flatting is not an option for students under 18 years of age.

sorted.org.nz/guides/going-flatting

FEES ARE QUOTED IN NEW ZEALAND DOLLARS UNLESS STATED OTHERWISE. All fees are correct at the time of printing, but may be subject to change.





On campus (NEW PLYMOUTH)

Te Henui Lodge provides modern, spacious, secure apartment-style accommodation facilities.

- Located on campus, you'll have convenient access to the library, and all the attractions of the central city within easy walking distance. Te Henui Lodge offers great opportunities to practice your English, make friends and learn about New Zealand culture.
- Rooms include bathroom (toilet, basin and shower ensuite) with queen or single beds, fridge / wardrobe / study desk / central heating. Phone and internet connections available (fees apply).
- Swipe card access, large commercial standard kitchen, café style eating areas; TV Room complete with large screen TV and satellite TV; comfortable lounge areas, coin operated washing machines and driers. Security cameras operate.
- WITT cannot guarantee rooms will be available. We strongly recommend booking as soon as possible to secure a place.
- Linen and food not included. Residents must be over 18 years of age and not suitable for families.
- Not assessed or monitored by WITT.



From **NZD\$210**


PER PERSON PER WEEK
SINGLE ROOM WITH ENSUITE BATHROOM

How to Book at Te Henui Lodge

- Email Te Henui Lodge stay@tehenuilodge.co.nz to book your accommodation. You will receive an email confirming your reservation.
- For further enquiries please phone +64 6 758 0431 or visit www.tehenuilodge.co.nz

Important tip:

Don't forget to tell us your arrival details at least three working days before arriving to arrange your free New Plymouth airport or bus station pick up.



Programme matrix

2023 International Fees

PROGRAMME NAME		LEVEL
BUSINESS & MANAGEMENT		
New Zealand Diploma in Business (with strands in Accounting or Leadership and Management) ¹	• Leading to Bachelor of Applied Management	5
New Zealand Diploma in Business with strand in Leadership and Management (Off-shore international students only)	• Online study • Leading to Bachelor of Applied Management	5
Bachelor of Accounting*	• Pathway to pursue study in accounting, accredited by CAANZ and CPA	7
Bachelor of Applied Management ¹	NEW • Includes Industry project (up to 400 hours workplace based) • Major in Business Information Systems, Human Resources, Operations & Production Management or Project Management	7
Graduate Certificate in Business	• Leading to Postgraduate Certificate or Diploma in Applied Management • Delivered by New Zealand Institute of Business and Technology	7
Postgraduate Certificate in Applied Management ¹	NEW • Leading to Masters in Applied Management	8
Postgraduate Diploma in Applied Management ¹	NEW • Leading to Masters in Applied Management • Major in Business Analytics or Healthcare Management	8
Masters in Applied Management	NEW • Major in Business Analytics or Healthcare Management	9
CONSTRUCTION		
New Zealand Diploma in Construction with strands in Construction Management and Quantity Surveying ¹	• Become a skilled and competent Construction Management Technician or Quantity Surveyor	6
ENGINEERING		
New Zealand Diploma in Engineering (Mechanical) - may pathway to B.Eng Tech ¹	• Dublin Accord signatory • Engineering NZ Accreditation	6
New Zealand Diploma in Engineering (Civil) - may pathway to B.Eng Tech ¹	• Dublin Accord signatory • Engineering NZ Accreditation	6
Bachelor of Engineering Technology ¹	• Major in Mechanical or Civil Engineering • Engineering NZ Accreditation	7
Graduate Diploma in Engineering (Highways) ¹	• Tuition fees include course notes in electronic format • Meets INZ's current criteria of eligibility to apply for Partnership Work Visa	7
HOSPITALITY		
Diploma in Professional Cookery (International) - may pathway to Bachelor of Culinary Arts	• Includes New Zealand Diploma in Cookery (Advanced) L5 (Cookery Strand) • Includes 100 hour internship/workplace based	5
Bachelor of Culinary Arts*	NEW • Learn specialised and innovative culinary techniques with a competitive edge	7
NURSING		
Bachelor of Nursing ¹	• Extensive clinical placements during study	7
CAP (Competency Assessment Programme)	• Complete a Competency Assessment Programme to obtain your nursing registration in New Zealand	7
ENGLISH LANGUAGE AND STUDY PREPARATION		
New Zealand Certificate in English Language (Academic) ¹	• For study at level 6 or 7 that needs Academic English skills, then NZCEL level 4 provides the English language pathway to attain it with confidence	4
PRIMARY INDUSTRIES		
New Zealand Certificate in Agriculture (with strand in Dairy Farming) ¹	NEW • This outdoors-based qualification will prepare you for a career in agriculture.	4

* Pending NZQA approval

¹ This programme also has a November 2022 intake

Regional Scholarship - Study in New Plymouth to qualify.

Regional scholarship is for programmes of one year or more (first year), offered in New Plymouth.

\$3,000 Regional Scholarship for Trimester 1 2023 Intakes

IELTS REQUIREMENTS (ACADEMIC) OR EQUIVALENT	DURATION	2023 INTAKES	TUITION FEES	LOCATION
5.5 overall with no less than 5.0 in any band	1 year	06 Mar, 17 July	\$18,000	New Plymouth
5.5 overall with no less than 5.0 in any band	1 year	Rolling intakes	TBC	Online
6.0 overall with no less than 5.5 in any band	3 years	TBC	TBC	New Plymouth
6.0 overall with no less than 5.5 in any band	3 years	06 Mar, 17 July	\$18,000 (Year 1)	New Plymouth
6.0 overall with no less than 5.5 in any band	15 weeks	05 Dec 2022 13 Feb, 28 Aug 2023	\$9,750	Auckland, Christchurch
6.5 overall with no less than 6.0 in any band	15 weeks	06 Mar, 17 July	\$11,500	New Plymouth
6.5 overall with no less than 6.0 in any band	1 year	06 Mar, 17 July	\$23,000	New Plymouth
6.5 overall with no less than 6.0 in any band	1.5 years	TBC	TBC	Nelson
6.0 overall with no less than 5.5 in any band	2 years	06 Mar, 17 July	\$22,000 (Year 1)	New Plymouth
6.0 overall with no less than 5.5 in any band	2 years	06 Mar, 17 July	\$22,000 (Year 1)	New Plymouth
6.0 overall with no less than 5.5 in any band	2 years	06 Mar, 17 July	\$22,000 (Year 1)	New Plymouth
6.0 overall with no less than 5.5 in any band	3 years	06 Mar, 17 July	\$22,000 (Year 1)	New Plymouth
6.0 overall with no less than 5.5 in any band	1 year	13 Feb, 17 July	\$23,000	New Plymouth
5.5 overall with no less than 5.0 in any band	2 years (delivered over 18 months fast-tracked)	13 Feb, 17 July	\$20,000 (Year 1) Plus a course resource fee of \$1,850	New Plymouth
6.0 overall with no less than 5.5 in any band	3 years	TBC - see website for details	\$22,000	New Plymouth
6.5 overall with no less than 6.5 in any band	3 years	27 Feb, 17 July	\$22,000 (per year)	New Plymouth
6.5 in writing 7.0 in speaking, reading and listening	9 weeks	30 Jan, 10 Apr, 12 June, 21 Aug, 23 Oct	\$16,000	New Plymouth
An initial English language placement test (WITT assessed) to determine proficiency	15 weeks	11 Jun, 20 Nov	\$5,000	New Plymouth, Auckland
5.5 overall with no less than 5.0 in any band	43 weeks	30 Jan	\$22,000	New Plymouth

English language requirements

There are different English language requirements for each level of study you undertake. Please use this table to check you meet the requirements for the programme you would like to study.

PROGRAMME LEVEL AND REQUIRED OUTCOME 1

INTERNATIONALLY RECOGNISED PROFICIENCY TESTS	Certificate at Level 3	Certificate at Level 4	Certificate or Diploma at Level 5	Certificate or Diploma at Level 6 Diploma or degree at Level 7 Graduate Certificate or Diploma at Level 7	Post-graduate Diploma or Post-graduate Certificate at Level 8 Bachelor Honours Degree at Level 8 Master's Degree at Level 9 Doctoral Degree at Level 10
IELTS test ²	General or Academic score of 5 with no band score lower than 5	General or Academic score of 5.5 with no band score lower than 5	Academic score of 5.5 with no band score lower than 5	Academic score of 6 with no band score lower than 5.5	Academic score of 6.5 with no band score lower than 6
TOEFL paper-based test (PBT) carried out prior to 1 October 2017	Score of 500 (with an essay score of 4 TWE)	Score of 530 (with an essay score of 4.5 TWE)	Score of 550 (with an essay score of 5 TWE)	Score of 550 (with an essay score of 5 TWE)	Score of 590 (with an essay score 5.5 TWE)
TOEFL Internet-based test (iBT)	Score of 35 (with a writing score of 14)	Score of 46 (with a writing score of 14)	Score of 46 (with a writing score of 14)	Score of 60 (with a writing score of 18)	Score of 79 (with a writing score of 21)
Cambridge English Qualifications	B2 First or B2 First for schools with a score of 154. No less than 154 in each skill;	B2 First or B2 First for schools with a score of 162. No less than 154 in each skill;	B2 First or B2 First for schools with a score of 162. No less than 154 in each skill;	B2 First, or B2 First for schools, or C1 Advanced, or C2 Proficiency with a score of 169. No less than 162 in each skill;	C1 Advanced or C2 Proficiency with a score of 176. No less than 169 in each skill;
OET	Minimum of Grade C or 200 in all sub-tests	Minimum of Grade C or 200 in all sub-tests	Minimum of Grade C or 200 in all sub-tests	Minimum of Grade C or 200 in all sub-tests	Minimum of Grade C+ or 300 in all sub-tests
NZCEL3 a) Expiring b) Current	a) Level 3 (General) or (Workplace) b) Level 3 (General)	a) Level 3 (Academic) b) Level 3 (Applied)	a) Level 4 (General) or (Workplace) b) Level 4 (General) or (Employment)	a) Level 4 (Academic) b) Level 4 (Academic)	a) Level 5 (Academic) or (Professional) b) Level 5
Pearson Test of English (Academic)	PTE (Academic) score of 36 with no band score lower than 36	PTE (Academic) score of 42 with no band score lower than 36	PTE (Academic) score of 42 with no band score lower than 36	PTE (Academic) score of 50 with no band score lower than 42	PTE (Academic) score of 58 with no band score lower than 50
LanguageCert	B1 Achiever IESOL (LRWS) with PASS and no less than Pass in each skill	B2 Communicator IESOL (LRWS) with PASS and no less than Pass in each skill	B2 Communicator IESOL (LRWS) with HIGH PASS and no less than Pass in each skill	C1 Expert IESOL (LRWS) with PASS and no less than Pass in each skill	C1 Expert IESOL (LRWS) with HIGH PASS and no less than Pass in each skill or C2 Mastery IESOL (LRWS) with PASS and no less than Pass in each skill
Trinity ISE	ISE I with no less than distinction in any band	ISE II with no less than pass in any band	ISE II with no less than merit in any band	ISE II with no less than merit in any band	ISE III with no less than pass in any band

See NZQA's table <http://www.nzqa.govt.nz/about-us/our-role/legislation/nzqa-rules/nzqf-related-rules/the-table>

- Note 1** The listed outcomes represent the minimum scores or grades for each test or qualification that qualify a student for enrolment at each programme level. Students with higher scores or grades than required for a particular programme level may still enrol at that level. Where the entry requirements for a programme are for a higher English proficiency outcome than is listed in the relevant row of the Table for the programme level in which the student is being enrolled, the student must meet that higher level.
- Note 2** IELTS scores used must be taken from a single IELTS Test Report Form (i.e. combining scores from more than one test is not permissible).
- Note 3** New versions of some NZCEL qualifications, and in some cases new qualifications, were published on 13 June 2017. These are intended to replace pre-existing versions and qualifications, which have been given expiring status until discontinued on 31 December 2019.



Handy websites

Careers New Zealand
careers.govt.nz

Occupation Outlook
occupationoutlook.mbie.govt.nz

Education New Zealand
studyinnewzealand.govt.nz

Immigration New Zealand
immigration.govt.nz

Immigration Advisors Authority
iaa.govt.nz

Launch your future How to apply

Complete your application in just a few easy steps.

You can apply at any time of the year. It is best to apply three months before the course starts.

1. Choose your programme
2. Gather your documents
3. Apply online or with an agent
4. Accept your offer and apply for a student visa
5. Tell us you are coming and get ready to join us!
6. Arrive in New Zealand

For more details on how to apply visit witt.ac.nz/international




witt.ac.nz

0800 WITT NZ

+64 6 757 3100

Enquiries: info@witt.ac.nz

Applications: international@witt.ac.nz

 **WITT - Western Institute of Technology at Taranaki**

 **WITT_Taranaki**

Auckland

17 Albert Street, Auckland

New Plymouth Campus

20 Bell Street, New Plymouth

Hāwera Campus

40a Union Street, Hāwera